


# LET'S TAKE THIS THING FOR A SPIN ALREADY.

First, sit back, relax, and find your happy place. Hint: It's the touch-screen right in front of you.

## STEP 1

Pull out your remote and have a look at the TV/movie controls.

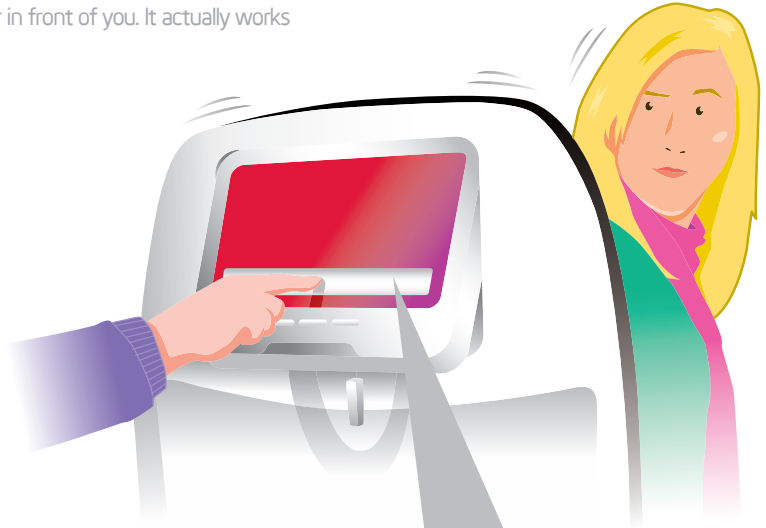
Now, flip it over for a view of the QWERTY keyboard and video game controls.




Your remote is the best way to interact with the red system.

## STEP 2

If you're feeling touchy-feely, you can also use the touch screen. Just be sure to touch lightly so as not to disturb the passenger in front of you. It actually works better with a gentle touch.



Red has a lot to offer. Look for these icons to help guide you through its capabilities.



## STEP 3

For you travelers who like to bring your own toys, let's make a connection. Will it be power, USB, or Ethernet?